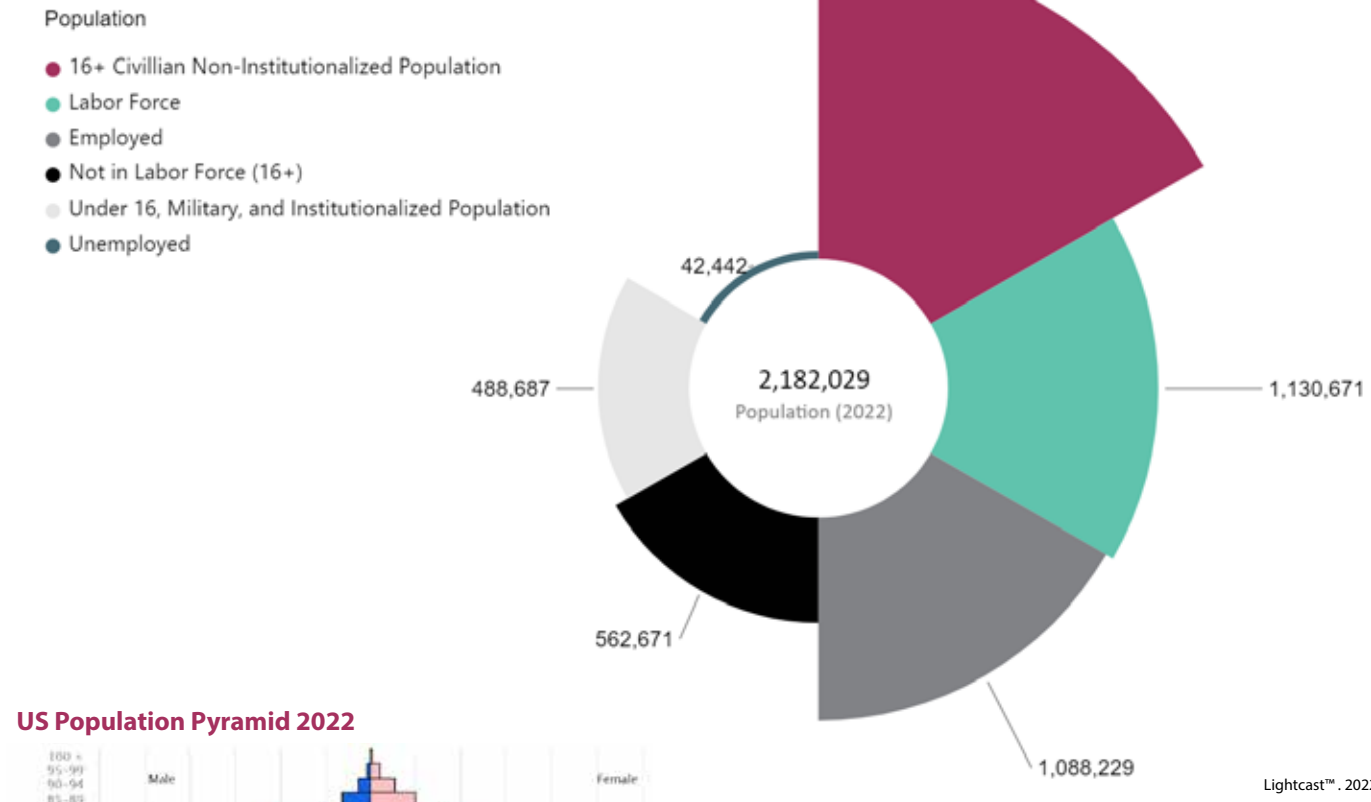
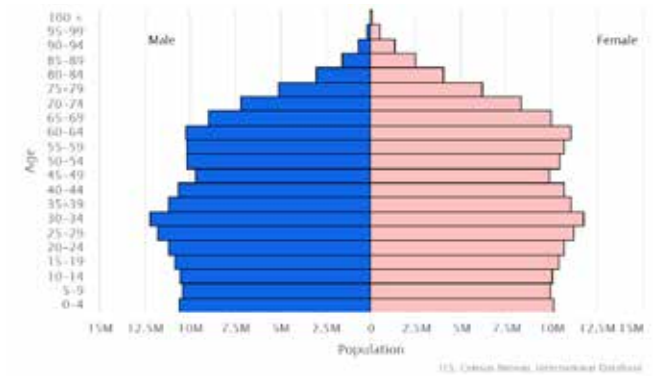


Central Ohio June 2022 Labor Force Breakdown



US Population Pyramid 2022



Working-Age Foreign-Born Population



U.S. Crude Birth Rate



The Workforce Development Board of Central Ohio

 Brad Lamone (Board Chair) VP Human Resources - Engineered Profiles LLC	 Jim Negron (Vice Chair) President - Corra Kokosing Construction	 Sean Grant (Treasurer) CAO - One Columbus, CFO - The Columbus Partnership	 Pegeen Cleary Potts (Secretary) Director - Tolles Career & Technical Center	 Evelyn Sullen Smith (Past Board Chair) Legal Director, Global Operations - Dell Technologies Inc.	 Archie Williamson (Past Board Chair) President/CEO - Diversified Systems
 Dewitt Harrell (Past Board Chair) President/CEO - Primary One Health	 Lisa Courice (Chair, Job Center Committee) CEO - United Way of Central Ohio	 Brian Morris (Chair, Business Solutions Committee) President - Morris Communications	 Chuck Davis (Chair, Youth Committee) VP Human Resources - Cameron Mitchel Restaurants	 Robert (Bo) Chilton (Chair, Workforce Advisory Committee) Executive Director - Impact	 Don DePirro President/CEO - Columbus Chamber of Commerce
 Jeremy Gildow Vocational Rehabilitation Supervisor - Opportunities for Ohioans with Disabilities	 Matt Habash President/CEO Mid - Ohio Foodbank	 Dorsey Hager Executive Secretary-Treasurer - Columbus Building Trades Council	 Quinten Harris Deputy Director of Development - City of Columbus	 Sumithra Jagannath President, ZED Digital Software Enterprise	 Erik Janas Deputy County Administrator - Franklin County Board of Commissioners
 Nichole Kneedler SVP Learning Solutions Director - Huntington National Bank	 Rocky Parker Senior External Affairs Officer - Nationwide Insurance	 Tom Poole Director, Talent Acquisition - The Ohio State University Wexner Medical Center	 Stephen Sayre Director of Special Projects - City of Columbus	 Jim Schimmer Director, Franklin County Economic Development	



State of the Workforce 2022



1650 Lake Shore Drive, Suite 110 | Columbus, Ohio 43204
Phone: 614-559-6051 | Email: info@wdbco.org | Web: www.wdbco.org




Avg Unemployment Rate 1990-2022



Source: U.S. Bureau of Labor Statistics. Citation: U.S. Bureau of Labor Statistics. (2022). Economy at a Glance. https://www.bls.gov/eag/eag/oh_columbus_msa.htm

US Labor Force Participation Rate



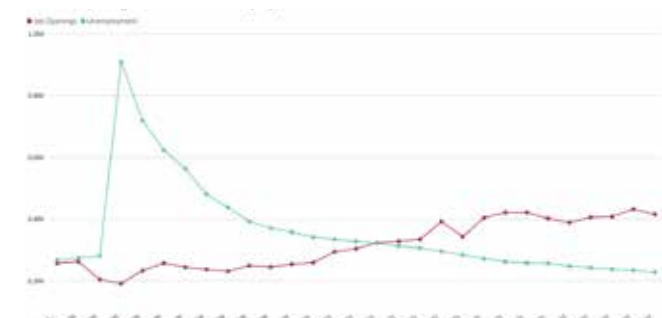
U.S. Bureau of Labor Statistics, Labor Force Participation Rate [CIVPART] | FRED | Federal Reserve Bank of St. Louis

Central Ohio Labor Force Participation Trends



Source: Lightcast™, 2022

Ohio Job Openings vs Number of Unemployed Workers



Bureau of Labor Statistics, Lightcast™, 2022




Occupation Outlook Columbus MSA

Occupational Title	Employment*		Change in Employment		Median Wage May 2019
	2018 Annual	2028 Projected	2018-2028	Percent	
Total all Occupations	1,181,645	1,243,557	61,912	5.2%	\$19.36
Healthcare Support Occupations	37,401	46,725	9,324	24.9%	\$12.53
Personal Care and Service Occupations	35,521	41,659	6,138	17.3%	\$11.69
Healthcare Practitioners and Technical Occupations	69,239	79,100	9,861	14.2%	\$29.50
Community and Social Services Occupations	17,372	19,777	2,405	13.8%	\$21.86
Computer and Mathematical Occupations	43,297	47,424	4,127	9.5%	\$41.41
Construction and Extraction Occupations	35,149	38,364	3,215	9.1%	\$28.47
Building and Grounds Cleaning and Maintenance Occupations	37,686	40,540	2,854	7.6%	\$13.31
Food Preparation and Serving-Related Occupations	99,381	106,578	7,197	7.2%	\$10.30
Transportation and Material Moving Occupations	106,752	114,045	7,293	6.8%	\$15.22
Education, Training, and Library Occupations	67,480	71,909	4,429	6.6%	\$26.79
Architecture and Engineering Occupations	21,393	22,709	1,316	6.2%	\$36.00
Business and Financial Operations Occupations	77,116	81,843	4,727	6.1%	\$32.39
Life, Physical, and Social Science Occupations	9,905	10,405	500	5.0%	\$30.93
Installation, Maintenance, and Repair Occupations	41,614	43,512	1,898	4.6%	\$21.97
Protective Service Occupations	25,250	26,148	898	3.6%	\$21.96
Legal Occupations	9,386	9,647	261	2.8%	\$31.61
Management Occupations	92,731	94,944	2,213	2.4%	\$49.14
Arts, Design, Entertainment, Sports, and Media Occupations	18,780	19,071	291	1.5%	\$24.67
Farming, Fishing, and Forestry Occupations	2,498	2,515	17	0.7%	\$14.55
Office and Administrative Support Occupations	161,938	159,831	-2,107	-1.3%	\$18.07
Sales and Related Occupations	104,240	101,810	-2,430	-2.3%	\$14.68
Production Occupations	67,516	65,001	-2,515	-3.7%	\$17.95

Source: Ohio Department of Job and Family Services, Bureau of Labor Market Information, July 2021



Eligible Training Provider – Ensures state-approved training providers offer high-quality services that ultimately result in job placement for participants.



WDBCO Workforce Development Board of Central Ohio – Partners with area businesses and organizations on workforce needs so that people are fully employed at their ability and potential in the thriving Central Ohio economy.

AMP Achieve More and Prosper – in collaboration with Franklin County Job and Family Services this program provides career and life readiness skills for in-school and out-of-school youth aged 16 – 24.

Pre-Apprenticeship Hub – development of apprenticeship programs as a solution for businesses in need of skilled talent.

Women at Work – Franklin County initiative to provide intensive coaching and career development for women adversely affected by the pandemic.

Sector Partnerships – convening businesses with like needs to solve workforce challenges.

Workforce Evolution Conference – A gathering of regional workforce professionals to collaborate and refine best practices and talent development pipelines.

TPM Talent Pipeline Management – U.S. Chamber of Commerce Foundation's employer-led, demand-driven approach to organize and manage talent supply chains.

Next Level DEIA – Training presented in partnership with the Columbus Chamber of Commerce to provide small and mid-sized businesses and non-profits access to DEIA training and resources.



Training Providers

Job Seekers



Business Services



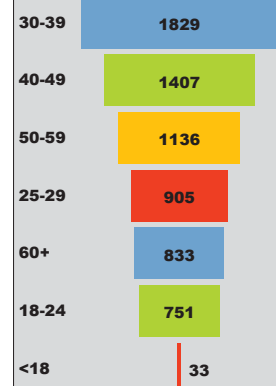
Columbus - Franklin County

Job Center Unique Visitors 2021-2022

Total Unique Visitors

7066

Age Groups



Zip Code of Residence

